

Barcelona Collection


Nexgen Stonewear Turnkey Fountains

Nexgen Stonewear Fountains are pre-engineered complete solutions, providing a pre-designed water feature in any landscaped or architectural installation. They are delivered as a package to any job site (exterior or interior) including everything that is needed for installation.




- Watertight, self-contained, monolithic construction
- Standard basin sizes range from 8' to 16'
- All fountains are available in any Tournesol Siteworks GFRC colors with Sandblast or Travertine textured finish
- Plumbing valves and water controls contained within the basin walls with LED lighting


The classic belly profile of the Barcelona Collection features a bullnose return at the top and adds old-world appeal to any environment. It is available in Round and Quatrefoil configurations.



Barcelona Basin -
Decorative Profile



Round Configuration -
Available in 8', 10', 12'
& 16' in Diameter



Quatrefoil Configuration -
Available in 12' & 16' in
Diameter



Center Feature - Bowl Element

Each Barcelona style Basin is paired with a center feature. Seven different bowl options are available and are proportional to the size of the fountain. Center features are also available separately for custom or built-in-place fountain designs.

Each bowl element rests on a central foundation proportionally sized to the basin. Lighting is provided for each bowl, even in multi-tiered stacks. Plaza and Crystal bowls have a drip edge to ensure a smooth, laminar stream.


Plaza Bowl - Tall, elegant pedestal with distinctive Italianate style; adds an old-world touch to any fountain installation. Each plaza bowl (depending on size) is topped with a 1/2" aerating jet or 1" blossom jet.

Crystal Bowl - Rounded top lip and tapered shape bowl; adds a simple, modern elegance to fountain environments. Available in single, double or triple tier configurations. Single crystal bowl is topped with a 1" blossom jet, double and triple bowls feature a crystal finial bubbler.

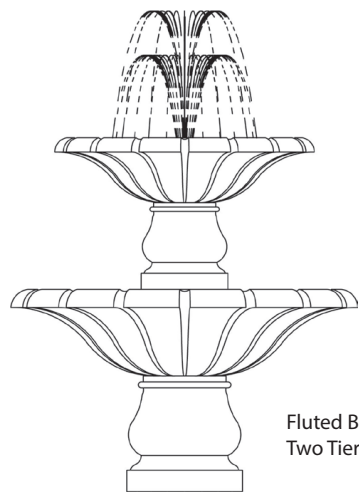
Triple bowl not available in 8' fountain sizes.

Fluted Bowl - Curved drop-lip bowl shape; expresses elegance in each of the long lines and decorative grooves of the bowl. Available in single, double or triple tier configurations. Single fluted bowl is topped with a 1" blossom jet, double and triple bowls (depending on size) feature a 1/2" aerating jet or 1" blossom jet.

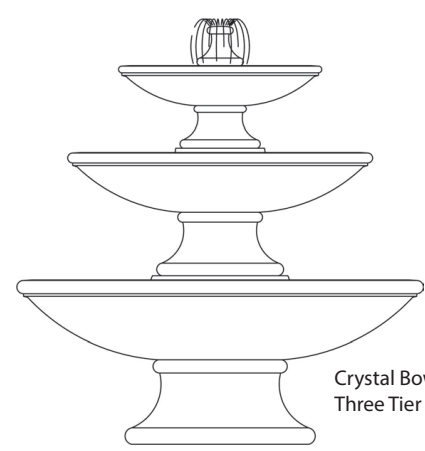
Triple bowl not available in 8' fountain sizes.



Plaza Bowl - One Tier



Fluted Bowl - Two Tier




Crystal Bowl - Three Tier

Center Feature - Water Features

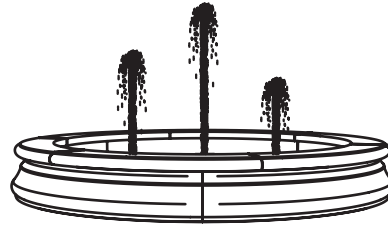
Each Water Feature emerges from a central foundation proportionally sized to the basin. The foundation contains the pumps, lighting, electrical, fixturing, and controls. Lighting from the foundation accentuates the dramatic play of water.

Spray Ring - Multiple spray nozzles direct graceful arch of water around 360° from a central point. Also available as a custom option jets from the perimeter of the fountain towards the center.

Column Jets - Three spray nozzles dramatically jet water vertically into the air and are adjustable to desired water heights. Jets are centered on the foundation. Also available as a custom option, floor jets within the fountain floor or additional numbers of jets on the foundation.



Spray Ring -
Barcelona Basin



Column Jet -
Barcelona Basin

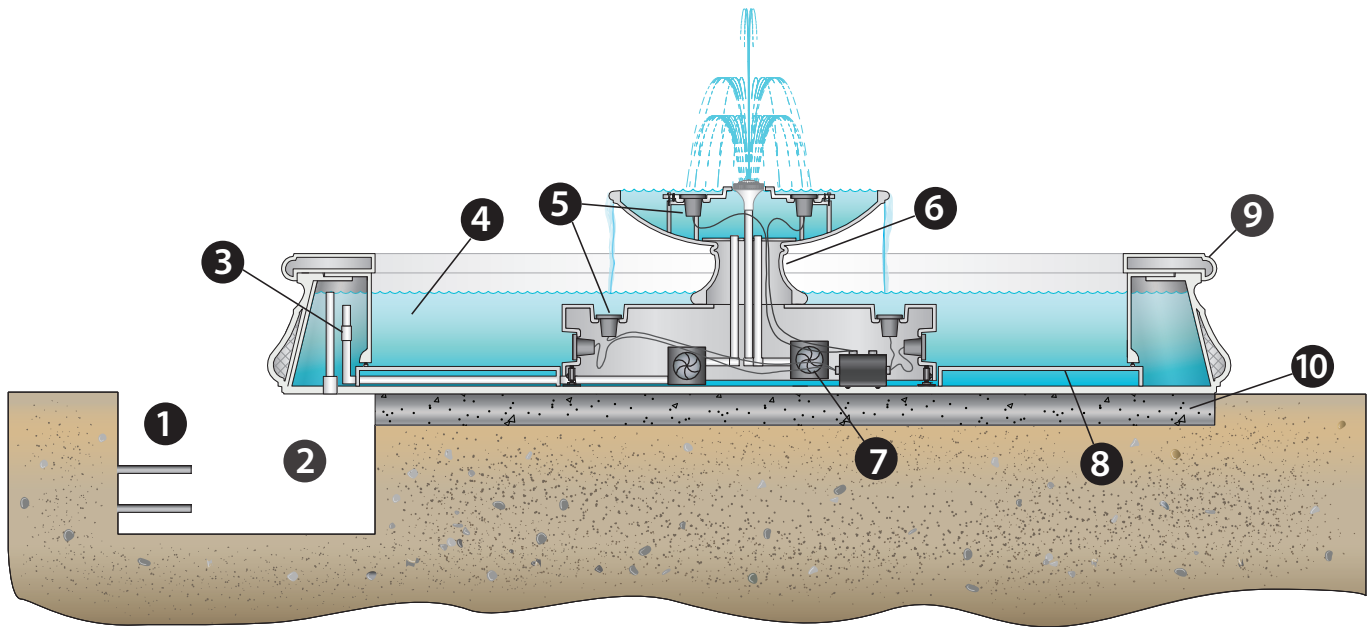
Splash ratio is determined by the basic formula of distance/fall. **Distance** (D) is the measurement from the outer diameter of the center feature bowl to the inner edge of a fountain seat cap. **Fall** (F) is the measurement of the distance from where the water falls to the actual water in the bowl. For example, if D=24" and F=12," then it's 24/12 and the ratio is 2:1. Each fountain diameter and center feature combination will have a different splash ratio.

Barcelona Fountain Component Descriptions

Pumps	Submersible pumps installed inside fountain basin; Agency approved/listed.
Lights	Sealed submersible RGB LED lights with extra cord length to allow extraction from water for service; 14V; UL listed.
Controls	125A outdoor Type 3R load center and 120V 15A programmable controller and transformer; GFC protection for each component; UL, ETL, TUV, etc. listed.
Water Features	Adjustable flow to separate elements in water feature; built-in chemical feeder using chlorine or bromine tablets.
Plumbing	High level overflow drain; manual main drain; manual water fill; automatic water level control; feature control valves.
Documentation	Operation manual; illustrated installation instructions; specific site plan specifications; plumbing and electrical schematics; component data sheets.
Placement/Hoisting	Easy to move with removable "lifting eyes."
Composite Stone	Proprietary compound of graded stone, cement and alkaline-resistant glass fiber.



Barcelona Fountain Components



1. Site utilities (by others)
2. Utility (plumbing, electrical, drainage) connection area
3. Valve to control each element in water feature
4. Utility access panels
5. RGB controllable LED Lights in niche mount
6. Center feature and foundation
7. Direct drive submersible pumps
8. Floor plates
9. GFRG Fountain Cap and Basin wall
10. Concrete slab foundation (by others)

*Note: Timer controls away at site breaker panel.





Barcelona Collection - Round & Quatrefoil

All fountains include the following: Timers for pump lights, Individual control valves for each feature, Main drain, Utility drain, Manual fill, Auto water level control, and Chlorinator.

Part. No.	Base Size	Bowl / Center Feature	Additional Information/Elements	Splash Ratio
BD08-BASIN	8' Dia., Round	Basin Only	1 Submersible Pump, 10 x 14V/6W RGB LED Lights, 1 Jet	N/A
BD08-CJ36NG	8' Dia., Round	36" Column Jet	1 Submersible Pump, 7 x 14V/6W RGB LED Lights, 3 Column Jets	N/A
BD08-SR36NG	8' Dia., Round	36" Spray Ring	1 Submersible Pump, 8 x 14V/6W RGB LED Lights, 40 x Smoothbore 1/8" Jets	N/A
BD08-PA30NG	8' Dia., Round	30" Plaza Bowl w/Aerating Jet	2 Submersible Pumps, 10 x 14V/6W RGB LED 1 Blossom 1" Jet	1.58:1
BD08-CA30NG	8' Dia., Round	30" Crystal Bowl w/Blossom Jet	2 Submersible Pumps, 10 x 14V/6W RGB LED Lights, 1 Blossom 1" Jet	2.3:1
BD08-CA3018NG	8' Dia., Round	30" + 18" Crystal Bowls w/Finial	2 Submersible Pumps, 10 x 14V/6W RGB LED Lights, 1 Finial Bubbler	2.3:1
BD08-FA30NG	8' Dia., Round	30" Fluted Bowl w/Blossom Jet	1 Submersible Pump, 10 x 14V/6W RGB LED Lights, 1 Blossom 1" Jet	1.55:1
BD08-FA3018NG	8' Dia., Round	30" + 18" Fluted Bowls w/Aerating Jet	1 Submersible Pump, 10 x 14V/6W RGB LED Lights, 1 Aerating 1/2" Jet	1.55:1
BD10-BASIN	10' Dia., Round	Basin Only	1 Submersible Pump, 10 x 14V/6W RGB LED Lights, 1 Jet	N/A
BD10-CJ36NG	10' Dia., Round	36" Column Jet	1 Submersible Pump, 7 x 14V/6W RGB LED Lights, 3 Column Jets	N/A
BD10-SR36NG	10' Dia., Round	36" Spray Ring	1 Submersible Pump, 8 x 14V/6W RGB LED Lights, 40 x Smoothbore 1/8" Jets	N/A
BD10-PA36NG	10' Dia., Round	36" Plaza Bowl w/Aerating Jet	2 Submersible Pumps, 11 x 14V/6W RGB LED Lights, 1 Blossom 1" Jet	1.6:1
BD10-CA36NG	10' Dia., Round	36" Crystal Bowl w/Blossom Jet	2 Submersible Pumps, 11 x 14V/6W RGB LED Lights, 1 Blossom 1" Jet	2.55:1
BD10-CA3624NG	10' Dia., Round	36" + 24" Crystal Bowls w/Finial	2 Submersible Pumps, 10 x 14V/6W RGB LED Lights, 1 Finial Bubbler	2.55:1
BD10-CA362418NG	10' Dia., Round	36" + 24" + 18" Crystal Bowls w/Finial	2 Submersible Pumps, 10 x 14V/6W RGB LED Lights, 1 Finial Bubbler	2.55:1
BD10-FA36NG	10' Dia., Round	36" Fluted Bowl w/Blossom Jet	1 Submersible Pump, 11 x 14V/6W RGB LED Lights, 1 Blossom 1" Jet	1.66:1
BD10-FA3624NG	10' Dia., Round	36" + 24" Fluted Bowls w/Aerating Jet	1 Submersible Pump, 10 x 14V/6W RGB LED Lights, 1 Aerating 1/2" Jet	1.66:1
BD10-FA362418NG	10' Dia., Round	36" + 24" + 18" Fluted Bowls w/Aerating Jet	1 Submersible Pump, 10 x 14V/6W RGB LED Lights, 1 Aerating 1/2" Jet	1.66:1
BD10-FA48NG	10' Dia., Round	48" Fluted Bowl w/Blossom Jet	1 Submersible Pump, 11 x 14V/6W RGB LED Lights, 1 Blossom 1" Jet	1.26:1
BD10-FA4836NG	10' Dia., Round	48" + 36" Fluted Bowls w/Aerating Jet	1 Submersible Pump, 12 x 14V/6W RGB LED Lights, 1 Aerating 1/2" Jet	1.26:1
BD10-FA483624NG	10' Dia., Round	48" + 36" + 24" Fluted Bowls w/Aerating Jet	1 Submersible Pump, 10 x 14V/6W RGB LED Lights, 1 Aerating 1/2" Jet	1.26:1
BD12-BASIN	12' Dia., Round	Basin Only	1 Submersible Pump, 10 x 14V/6W RGB LED Lights, 1 Jet	N/A
BD12-CJ48NG	12' Dia., Round	48" Column Jet	1 Submersible Pump, 7 x 14V/6W RGB LED Lights, 3 Column Jets	N/A
BD12-SR48NG	12' Dia., Round	48" Spray Ring	1 Submersible Pump, 8 x 14V/6W RGB LED Lights, 46 Smoothbore 1/8" Jets	N/A
BD12-PA48NG	12' Dia., Round	48" Plaza Bowl w/Aerating Jet	3 Submersible Pumps, 12 x 14V/6W RGB LED Lights, 1 Blossom 1" Jet	1.21:1
BD12-CA48NG	12' Dia., Round	48" Crystal Bowl w/Blossom Jet	3 Submersible Pumps, 12 x 14V/6W RGB LED Lights, 1 Blossom 1" Jet	2.23:1
BD12-CA4836NG	12' Dia., Round	48" + 36" Crystal Bowls w/Finial	3 Submersible Pumps, 10 x 14V/6W RGB LED Lights, 1 Finial Bubbler	2.23:1
BD12-CA483624NG	12' Dia., Round	48" + 36" + 24" Crystal Bowls w/Finial	3 Submersible Pumps, 10 x 14V/6W RGB LED Lights, 1 Finial Bubbler	2.23:1
BD12-FA48NG	12' Dia., Round	48" Fluted Bowl	1 Submersible Pump, 12 x 14V/6W RGB LED Lights, 1 Blossom 1" Jet	1.5:1
BD12-FA4836NG	12' Dia., Round	48" + 36" Fluted Bowls w/Aerating Jet	1 Submersible Pump, 10 x 14V/6W RGB LED Lights, 1 Aerating 1/2" Jet	1.5:1
BD12-FA483624NG	12' Dia., Round	48" + 36" + 24" Fluted Bowls w/Aerating Jet	1 Submersible Pump, 10 x 14V/6W RGB LED Lights, 1 Aerating 1/2" Jet	1.5:1



Barcelona Collection - Round & Quatrefoil

All fountains include the following: Timers for pump lights, Individual control valves for each feature, Main drain, Utility drain, Manual fill, Auto water level control, and Chlorinator.

Part. No.	Base Size	Bowl / Center Feature	Additional Information/Elements	Splash Ratio
BQ12-BASIN	12' Dia., Quatrefoil	Basin Only	1 Submersible Pump, 10 x 14V/6W RGB LED Lights, 1 Jet	N/A
BQ12-CJ36NG	12' Dia., Quatrefoil	36" Column Jet	1 Submersible Pump, 7 x 14V/6W RGB LED Lights, 3 Column Jets	N/A
BQ12-SR36NG	12' Dia., Quatrefoil	36" Spray Ring	1 Submersible Pump, 8 x 14V/6W RGB LED Lights, 40 Smoothbore 1/8" Jets	N/A
BQ12-PA36NG	12' Dia., Quatrefoil	36" Plaza Bowl w/Frothy Jet	2 Submersible Pumps, 11 x 14V/6W RGB LED Lights, 1 Blossom 1" Jet	N/A
BQ12-CA36NG	12' Dia., Quatrefoil	36" Crystal Bowl w/Tulip Jet	2 Submersible Pumps, 11 x 14V/6W RGB LED Lights, 1 Blossom 1" Jet	N/A
BQ12-CA3624NG	12' Dia., Quatrefoil	36" + 24" Crystal Bowls w/Finial	2 Submersible Pumps, 10 x 14V/6W RGB LED Lights, 1 Finial Bubbler	N/A
BQ12-CA362418NG	12' Dia., Quatrefoil	36" + 24" + 18" Crystal Bowls w/Finial	2 Submersible Pumps, 10 x 14V/6W RGB LED Lights, 1 Finial Bubbler	N/A
BQ12-FA36NG	12' Dia., Quatrefoil	36" Fluted Bowl w/Tulip Jet	1 Submersible Pump, 11 x 14V/6W RGB LED Lights, 1 Blossom 1" Jet	N/A
BQ12-FA3624NG	12' Dia., Quatrefoil	36" + 24" Fluted Bowls w/Tulip Jet	1 Submersible Pump, 10 x 14V/6W RGB LED Lights, 1 Aerating 1/2" Jet	N/A
BQ12-FA362418NG	12' Dia., Quatrefoil	36" + 24" + 18" Fluted Bowls w/Frothy Jet	1 Submersible Pump, 10 x 14V/6W RGB LED Lights, 1 Aerating 1/2" Jet	N/A
BD16-BASIN	16' Dia., Round	Basin Only	1 Submersible Pump, 10 x 14V/6W RGB LED Lights, 1 Jet	N/A
BD16-CJ60NG	16' Dia., Round	60" Column Jets	2 Submersible Pumps, 7 x 14V/6W RGB LED Lights, 3 Column Jets	N/A
BD16-SR60NG	16' Dia., Round	60" Spray Ring	2 Submersible Pumps, 8 x 14V/6W RGB LED Lights, 59 Smoothbore 1/8" Jets	N/A
BD16-PA60NG	16' Dia., Round	60" Plaza Bowl w/Blossom Jet	4 Submersible Pumps, 12 x 14V/6W RGB LED Lights, 1 Blossom 1" Jet	1.71:1
BD16-CA60NG	16' Dia., Round	60" Crystal Bowl w/Blossom Jet	4 Submersible Pumps, 12 x 14V/6W RGB LED Lights, 1 Blossom 1" Jet	2.26:1
BD16-CA6048NG	16' Dia., Round	60" + 48" Crystal Bowls w/Finial	4 Submersible Pumps, 10 x 14V/6W RGB LED Lights, 1 Finial Bubbler	2.26:1
BD16-CA604836NG	16' Dia., Round	60" + 48" + 36" Crystal Bowls w/Finial	4 Submersible Pumps, 10 x 14V/6W RGB LED Lights, 1 Finial Bubbler	2.26:1
BD16-FA60NG	16' Dia., Round	60" Fluted Bowl w/Blossom Jet	1 Submersible Pump, 12 x 14V/6W RGB LED Lights, 1 Blossom 1" Jet	1.74:1
BD16-FA6048NG	16' Dia., Round	60" + 48" Fluted Bowls w/Blossom Jet	1 Submersible Pump, 10 x 14V/6W RGB LED Lights, 1 Blossom 1" Jet	1.74:1
BD16-FA604836NG	16' Dia., Round	60" + 48" + 36" Fluted Bowls w/Blossom Jet	2 Submersible Pumps, 11 x 14V/6W RGB LED Lights, 1 Blossom 1" Jet	1.74:1
BQ16-BASIN	16' Dia., Quatrefoil	Basin Only	1 Submersible Pump, 10 x 14V/6W RGB LED Lights, 1 Jet	N/A
BQ16-CJ48NG	16' Dia., Quatrefoil	48" Column Jet	1 Submersible Pump, 7 x 14V/6W RGB LED Lights, 3 Column Jets	N/A
BQ16-SR48NG	16' Dia., Quatrefoil	48" Spray Ring	1 Submersible Pump, 8 x 14V/6W RGB LED Lights, 46 Smoothbore 1/8" Jets	N/A
BQ16-PA48NG	16' Dia., Quatrefoil	48" Plaza Bowl w/Frothy Jet	3 Submersible Pumps, 12 x 14V/6W RGB LED Lights, 1 Blossom 1" Jet	N/A
BQ16-CA48NG	16' Dia., Quatrefoil	48" Crystal Bowl w/Tulip Jet	3 Submersible Pumps, 12 x 14V/6W RGB LED Lights, 1 Blossom 1" Jet	N/A
BQ16-CA4836NG	16' Dia., Quatrefoil	48" + 36" Crystal Bowls w/Finial	3 Submersible Pumps, 10 x 14V/6W RGB LED Lights, 1 Finial Bubbler	N/A
BQ16-CA483624NG	16' Dia., Quatrefoil	48" + 36" + 24" Crystal Bowls w/Finial	3 Submersible Pumps, 10 x 14V/6W RGB LED Lights, 1 Finial Bubbler	N/A
BQ16-FA48NG	16' Dia., Quatrefoil	48" Fluted Bowl w/Tulip Jet	1 Submersible Pump, 12 x 14V/6W RGB LED Lights, 1 Blossom 1" Jet	N/A
BQ16-FA4836NG	16' Dia., Quatrefoil	48" + 36" Fluted Bowls w/Tulip Jet	1 Submersible Pump, 10 x 14V/6W RGB LED Lights, 1 Aerating 1/2" Jet	N/A
BQ16-FA483624NG	16' Dia., Quatrefoil	48" + 36" + 24" Fluted Bowls w/Frothy Jet	1 Submersible Pump, 11 x 14V/6W RGB LED Lights, 1 Aerating 1/2" Jet	N/A



Successful sites start here™



2930 Faber Street, Union City, CA 94587 800-542-2282 tournesol.com